

Q-Step Internship: Data Journalism at The Times and Sunday Times

Nathaniel Lusty, BA Philosophy and Politics



The Times Data Team is a four person team that work together to provide thorough data analysis for new stories.

As an intern, I analysed data for a piece for Times Redbox. I also helped analyse data on other projects on areas such as transport, dental records and EU funding.

Objectives

The objective was to look at the relationship between English identity and voting patterns. This is a topic I thought of before the EU referendum but became a more interesting issue after it.

The aim was try and find a qualitative difference between those who identified as "English" and "British" through survey data (British Election Study and British Social Attitudes Survey) and through analysing election results in parliamentary constituencies.

Because of the UKIP leadership election, a lot of the data analysed was done so to try and establish a link between English national identity and support for UKIP. The eventual objective was to have a piece that could be published on Times Redbox.




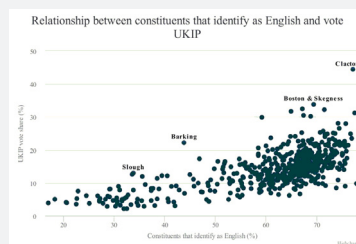
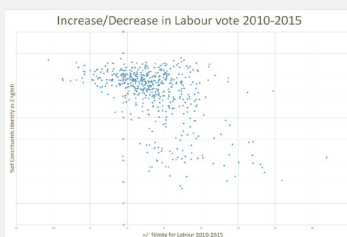
Method

The data I looked at was mainly survey data (British Election Study and British Social Attitudes Survey data). I also looked at census data on parliamentary constituencies and data from the EU referendum.

I used three pieces of software; Excel, PSPP and r. Excel was mainly used for cleaning and storing the data as well as making the graphs. PSPP was used for crosstab analysis between English identity and relevant variables. r was used for machine learning analysis and making a regression model comparing English identity to other factors (Class, Education, Ethnicity).and to do a piece of machine learning analysis.

Key Findings

Below are some of my key findings. The first chart shows the link between decline in Labour vote and English Identity. The second shows the link between UKIP and English Identity. The third shows the increase in the link in Working-Class Identity and English Identity.



Conclusion

- There was a big difference in terms of values between people who identified as English and those who didn't
- 53 per cent of "English" want the death penalty compared to 41 per cent of British). They were also less trusting of government (58% compared to 47%).
- UKIP performed much better in areas with high levels of English identity. Mean while, English Identity was having a greater effect on political outcomes than Scottish identity.