

CHERIL Conference 2015

Practice and Policy

Dame Nancy Rothwell; President and Vice Chancellor

- **Core Goals, integrating Research, Education and Social Responsibility**
- **The value of a University education**
- **A distinctive student experience: Manchester Advantage**
- **Diverse challenges, diverse approaches**
- **Learning in Manchester- The Northern Power House**



The University in numbers (2014)

38,000

Largest
student
community
in the UK

10,000

Most
international
students of any
UK university

£827m

Annual
income

400

More than
400 degree
programmes

£280m

More than
£280m in
research income

100

More than
100 spin-out
companies

£300m

£300m bond issue
to support Campus
Masterplan

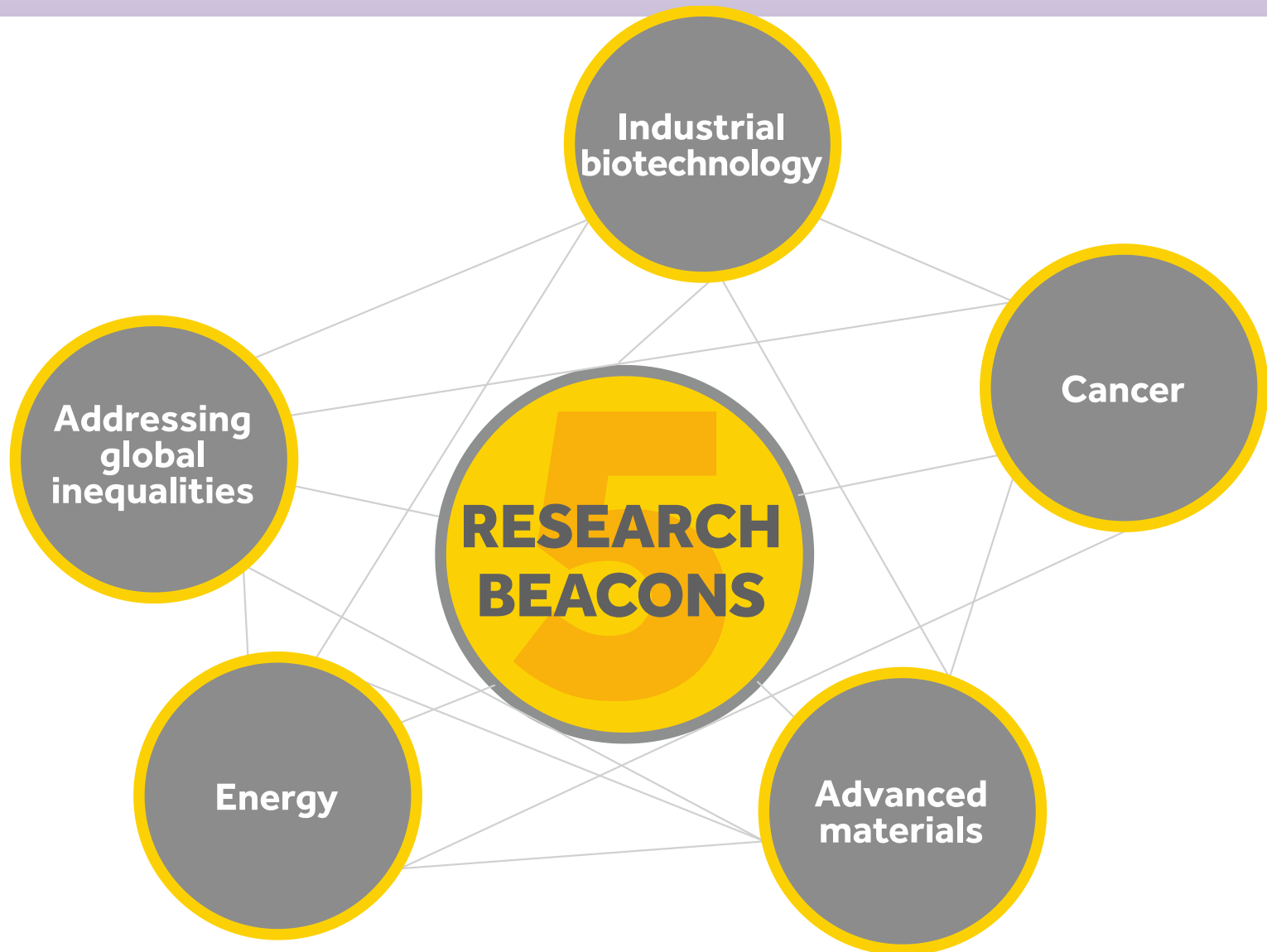


Part 2: Core goals

- World-class research
- Outstanding learning and student experience
- Social responsibility



Integrating Research and Learning- 5 New MOOCS for 2016-



Value of University Education: Making a difference

The Works (2,390)
School Governors (161)
Ethical Grand Challenges

Contribute to
the success of
local, national
and international
communities

129

of our staff serve
as school governors
– more than any
other UK
university

MAKE A
DIFFERENCE

1,143

students on MLP
have created

£266,611

of value from
volunteering

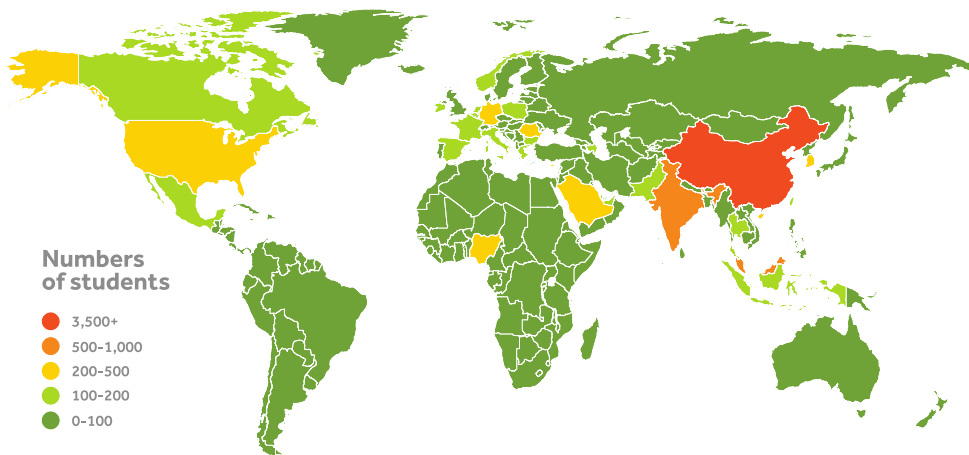
Produce
graduates who
exercise social
leadership and
responsibility

A Distinctive Learning Experience

Manchester: NO BARRIERS
to Studying

Manchester: NO BOUNDARIES
to Learning

University College for Interdisciplinary Learning



150+ countries



Ethical Grand Challenges

Sustainability (Year 1)

Social Justice (Year 2)

Workplace Ethics (Year 3)

Enhancing Access

IMPACT ON ACCESS

We examine our performance in the main “access indicators” set out by the Higher Education Statistics Agency (HESA) as well as monitoring the outcomes of our outreach work.

We perform in the top quartile for the English Russell Group for the number and proportion of learners from these backgrounds.

	% Low Participation N'hoods (LPN POLAR 3)	% Lower Socio-Economic Groups (NS-SEC 4-7)	% State Schools and Colleges	% Disabled Students Allowance
The University of Manchester	7.9	23.8	82.3	6.7
Russell Group (20 HEIs)	6.0	20.0	75.5	5.8
English Russell Group (numbers)	1st	1st	1st	1st
English Russell Group Ranking (proportions)	Joint 4th	Joint 3rd	5th	5th
UoM Standard Benchmark	7.2	24.3	82.9	5.7
UoM Standard Benchmark Difference	0.7	-0.5	-0.6	1.0

Source: Higher Education Statistics Agency (HESA) Performance Indicators 2013/14

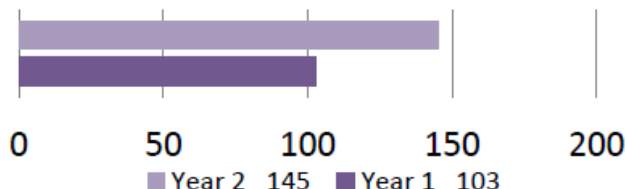
Latest data shows that The University of Manchester also had:

29.9% of new system students from **low income households** of less than £25,000 per annum, placing us 3rd in the English Russell Group.

CLP

The Curriculum Linked Programme delivers bespoke workshops requested by Schools.

NUMBER OF REQUESTS



NUMBER OF STUDENTS REACHED:

Year 2: 11475

Year 1: 8895

Workshops

Increased by

42%

In year 2

Online

Increased by

241%

In year 2

Presentation

Increased by

26%

In year 2

BLENDED

The blended approach of using presentations alongside online resources embedded into Blackboard, has increased by **3%** in year 2.

OTP

Workshops in the Open Training Programme are skills-based and open to all students.

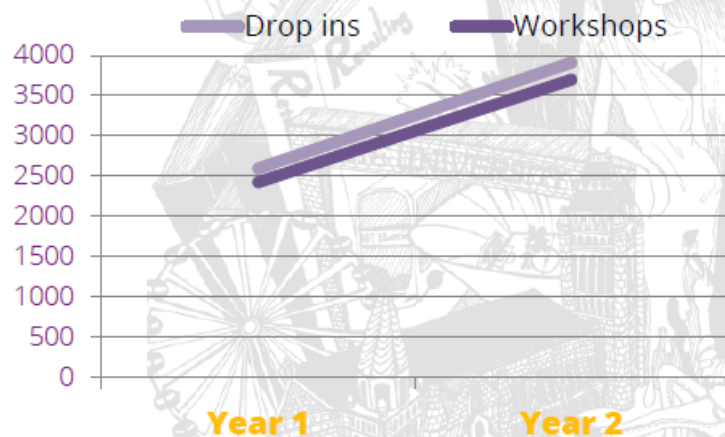
Total drop-in increase in attendees

31%

Total workshop increase in attendees

68%

ATTENDANCE AT WORKSHOPS AND DROP INS



MOST POPULAR COURSE IN YEAR 2

Reading journal articles

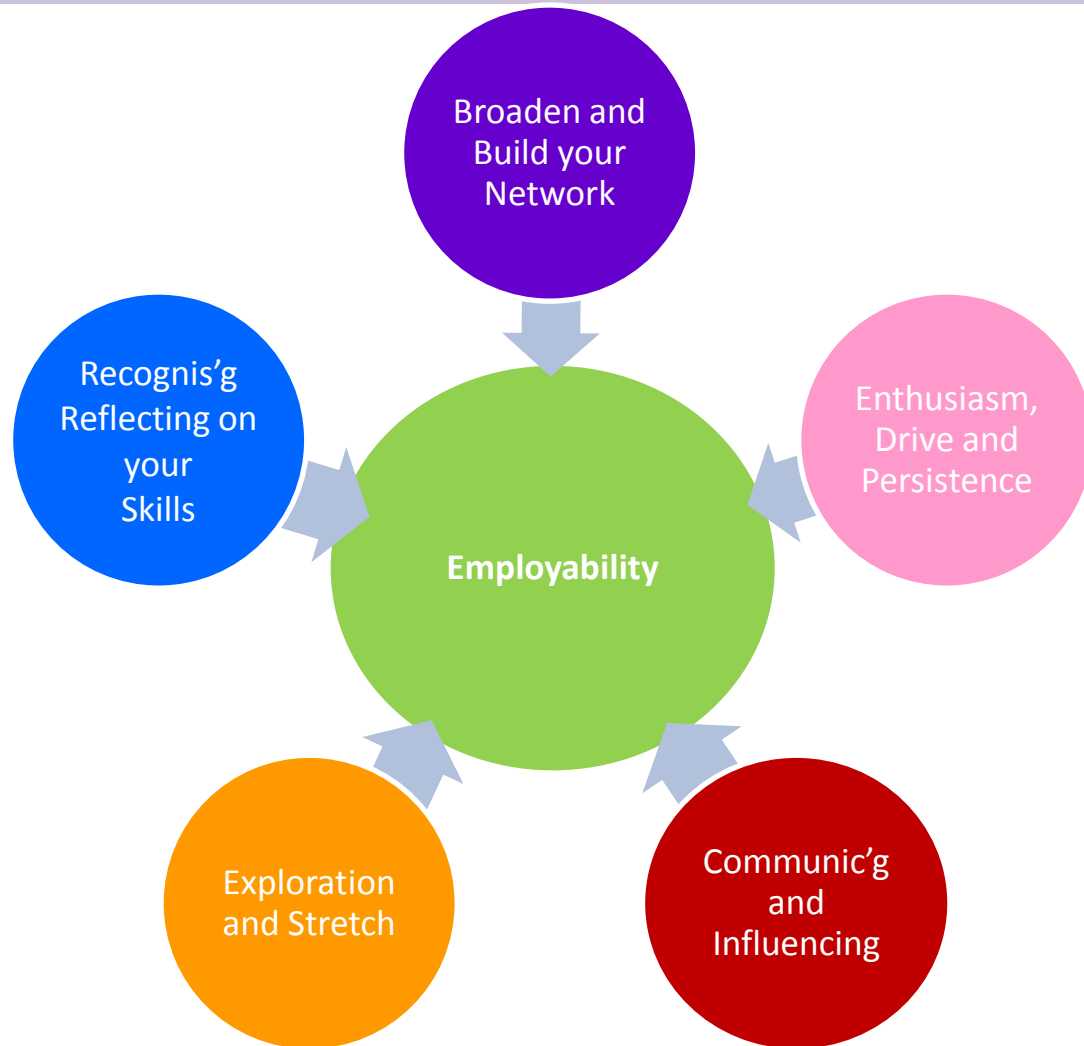
Tied in 2nd place

Time management

Academic writing: structuring for effective essays

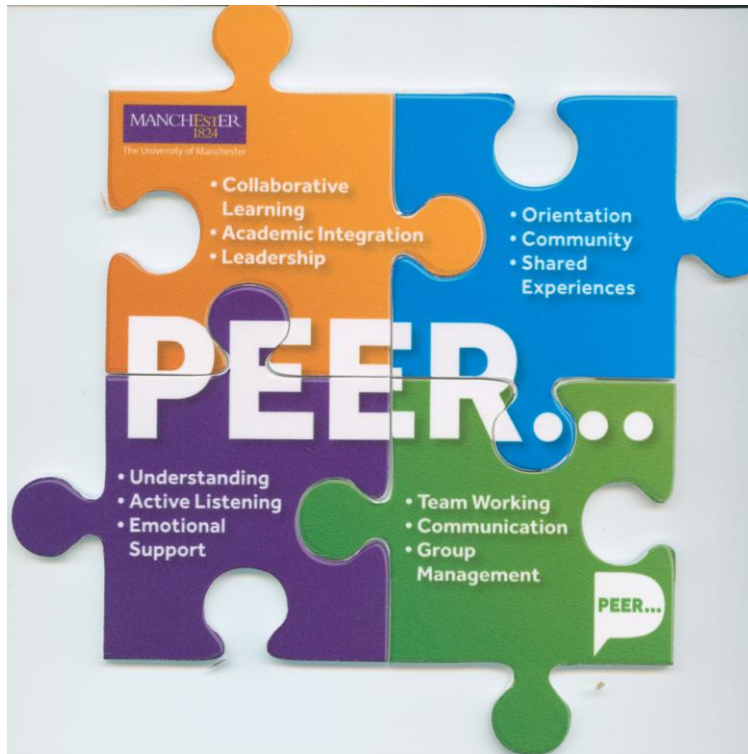
Academic writing: structure, sources, style

Competency framework (online tool)- student engagement and reflection

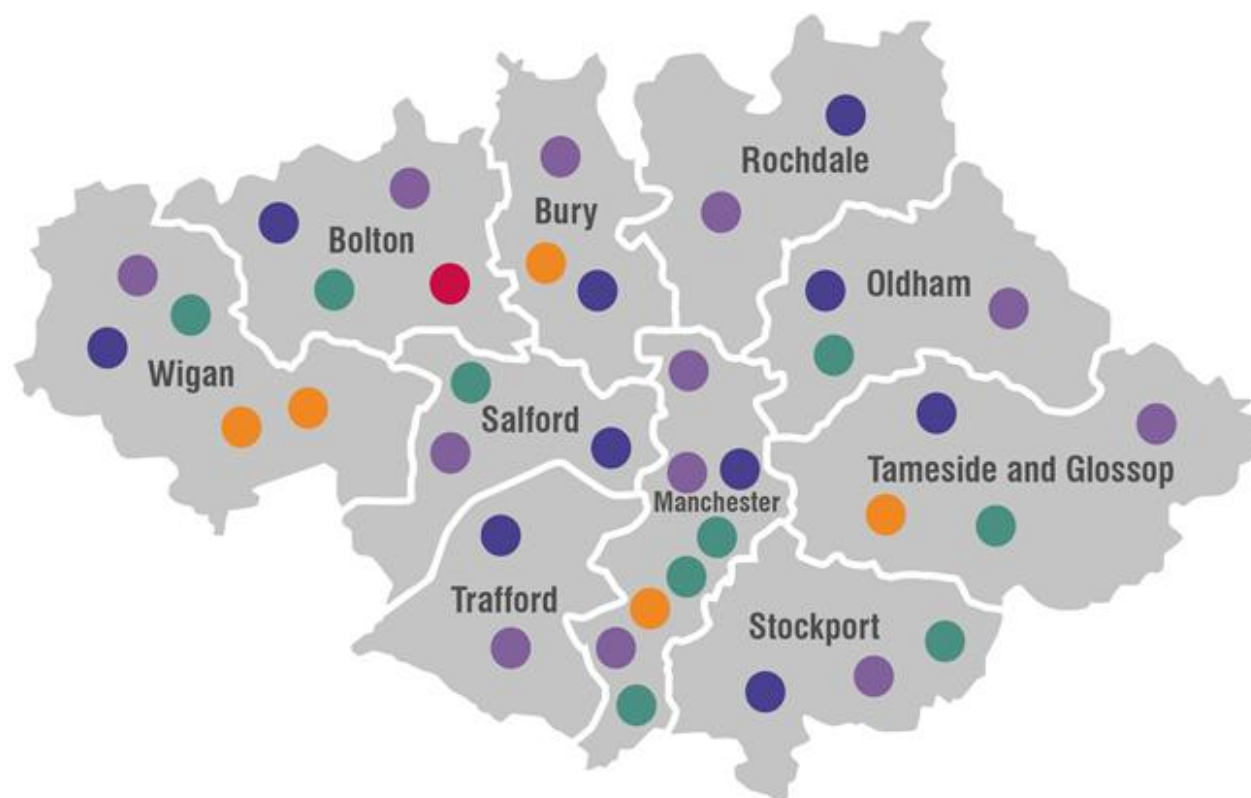


PASS & Peer Mentoring 20 Years old

691 Pass Leaders
921 Peer Mentors
122 Student Coordinators
6 Sabbatical interns.



New Opportunities: Northern Powerhouse



Greater Manchester: Our health and social care system To take control of estimated budget of £6 billion each year from April 2016.