


Q-Step Internship: The Home Office | Police Demands

Briony Clark, BASS Criminology & Sociology

 The Home Office is the lead government department for immigration and passports, drugs policy, crime, fire, counter-terrorism and police. As an intern in this organisation, my main focus was looking into police demands, looking at a vast amount of data available to highlight the different

trends that have occurred over the years. By doing this, we get an idea of the changing nature of demands on the police and whether the resource they have is or is not enough.

Key data sources include: Crime Survey for England and Wales

Objectives

The objectives of my project were to look into the changing nature of police demands, to do this I had to look into various data sets. I looked into general trends in police recorded crime and then split this off into specific crime types: sexual offences, violent offences and theft offences. With this, I was able to look at the trends that occurred and which specific crime types had increased.

Sexual offences for example, have spiked by a considerable amount since 2012/13 so one part of my project was considering how this impacts police demands and resource. Alongside this, I also looked into arrests data and what is happening to arrests in relation to police recorded crime.

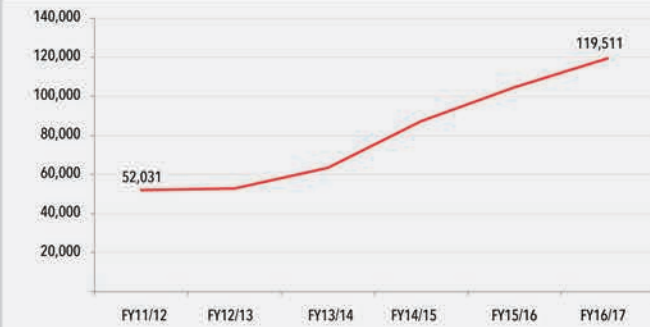
Finally, I looked at the outcomes data to look at the relationships between the outcomes and the specific crime types.

Methods

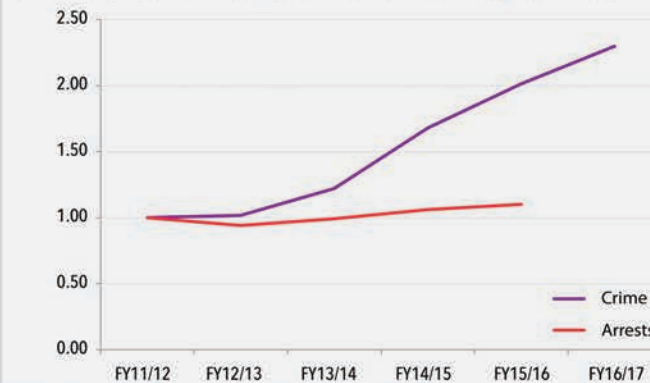
Using Excel to look into the data sets that I used throughout my project, I also created my own datasets, used pivot tables, graphs and did extensive analysis.

Google was also another important tool for qualitative research, being able to give myself background knowledge to my project provided me with more confidence within it.

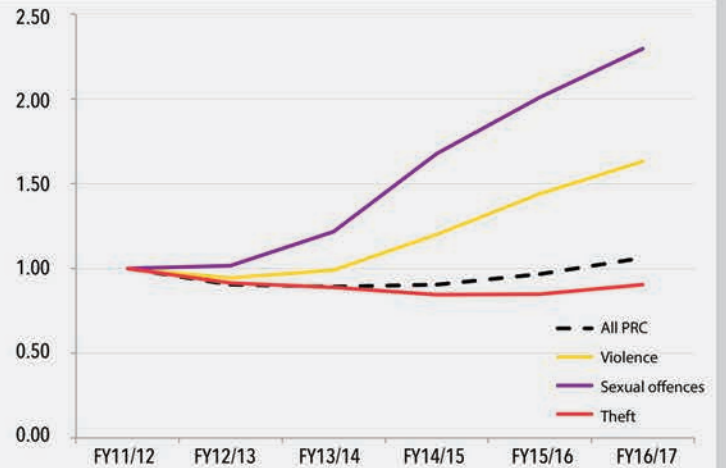
After carrying out the analysis and producing my graphs, I then wrote up my reports in a way that was well structured and understandable.



Crime statistics in sexual offences, as at 31 March 2011-2017, England and Wales



Indexed rate of total arrests for sexual offences, and total sexual offences 2011/12-2016/17



Indexed PRC by violence, sexual offences and theft offences, 2011/12-2016/17

Key learning

- Advanced excel using
- Google analytics using
- Time management
- Presentation of my project
- Multi-tasking