


Q-Step Summer Placement: Department for International Development

Mathilda Grivell *BsocSc Sociology*

 Over the summer I was given the opportunity to work in the Department for International Development (DFID) for 8 weeks in London. DFID provides international aid for countries in need and leads the UK's world to end extreme poverty. I was based in the Multilateral

Effectiveness Department (MED) which supports the delivery of UK and international objectives through effective oversight and co-ordination of DFID's work and relations with multilaterals.

The Multilateral Aid Review

The project I worked on during my time at DFID was called the Multilateral Aid Review (MAR). The MAR's purpose is to assess the multilateral agencies that DFID gives core funding to through sectoral and geographical analysis of how agencies work. The review enables DFID to identify the agencies that work effectively independently and with other agencies and who will thus continue to receive core funding from DFID. While it also enables them to identify the agencies that have been working less effectively and consider whether they should continue to receive funding. The MAR is an extensive report that takes over a year to complete of which a number of departments within DFID contribute to.

Objectives

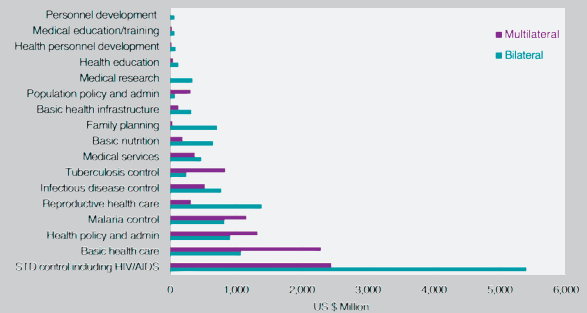
Our role was to carry out the quantitative mapping of sectors, multilateral agencies and countries. Amongst the 15 or so sectors, the secretary of state wants the Multilateral Aid Review to focus on 4 priority sectors which are Women and Girls, health, energy and power and humanitarian. Given that there were two of us doing the placement, we were allocated two sectors each to work on. I chose to work on the Health sector and the Women and Girls sector. Our first objective was to conduct a set of different analyses of each of the sectors. I then conducted a more detailed analysis of my priority sectors and arranged workshops in which the relevant people to the sectors would attend and set out the qualitative analysis of the sector. In the workshops I presented the quantitative analysis which would contribute towards the completed MAR.

Method

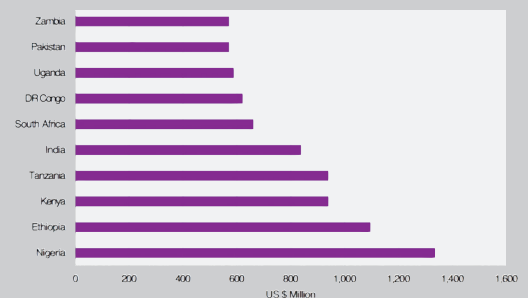
Query Wizard for International Development Statistics (QWIDS) provided us with the data that we used to create pivot tables through excel. These pivot tables enabled me to analyse which agencies had the most presence in each sector, which countries received the most aid for each sector and sub-sector and the channels the aid was delivered through. I then conducted the main part of the mapping which involved creating graphs from each of the pivot tables. This made the findings far more clear and easier to compare. The graphs, which were later put into presentations for each sector, showed the overall spend for each sector and through which delivery channel as well as were that money was spent and through which multilaterals.

Key findings

These graphs show some of the analysis of the health sector; how the sector is divided into sub-sectors, spend through delivery channel on each sub-sector and which countries receive the most spend on the health sector.



Health spend by sector code 2013



Health total spend by country 2013

What I gained from this experience

- I Improved my Excel skills
- I Improved and developed my quantitative analysis skills
- I learnt valuable office skills that are applicable to all sorts of jobs;
 - presentation skills
 - setting up meetings
 - chairing and taking minutes of meetings
 - ability to learn quickly and work to deadlines
 - good people skills- such as how to communicate with senior colleagues
- I learnt about the international dynamics of aid and development
- A realisation that I would like the work in the field of international development in the future and hopefully return to DFID!