

Q-Step summer Internship: Scraperwiki

Leonisha Barley BA Sociology and Criminology

Introduction

During the summer 2015 I had the pleasure of working in the organisation Scraperwiki based in Liverpool. I was analysing GP Prescribing data with the intentions of finding trends and patterns.

Objectives

Finding trends and patterns in GP Prescribing data across England such as:

- Number of prescriptions by location.
- Seasonal variations in prescribing certain medication.
- Most prescribed medication in each BNF Chapter.
- Comparing the number of generic and branded items prescribed.

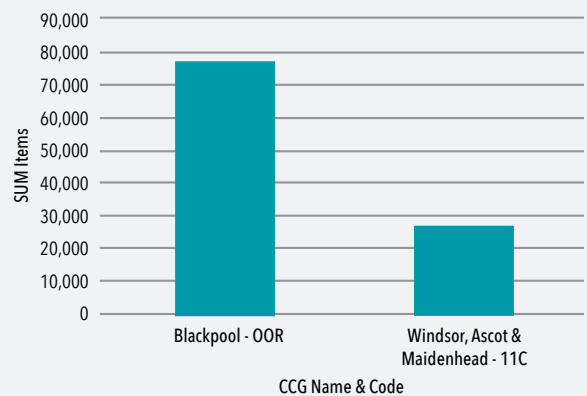
Method

- Understand terms of the dataset. e.g what is a BNF Chapter?
- Use Tableau Public or AWK to analyse the data.
- Create visualizations using Excel or Tableau Public.
- Summarise and explain findings in a blog.

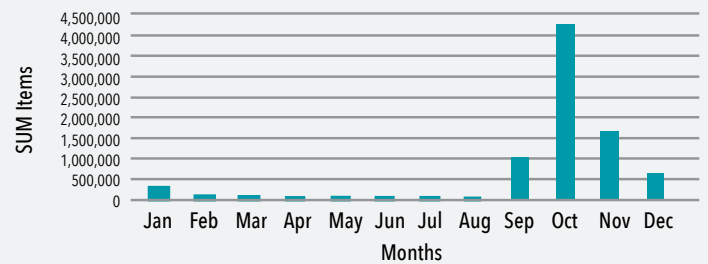
Key Learning

- Excel
- Tableau Public
- AWK
- Writing Blogs
- Data Analysis

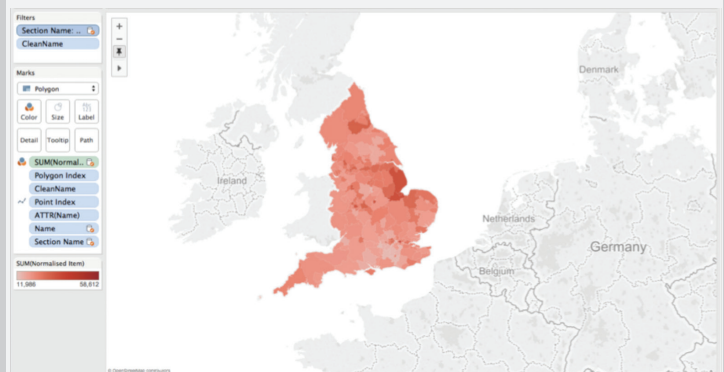
Findings



Number of Antidepressants dispensed in Blackpool and Windsor, Ascot and Maidenhead



Amount of Influenza Vaccine dispensed each month of 2014



Map to show range of prescriptions of drugs used for diabetes